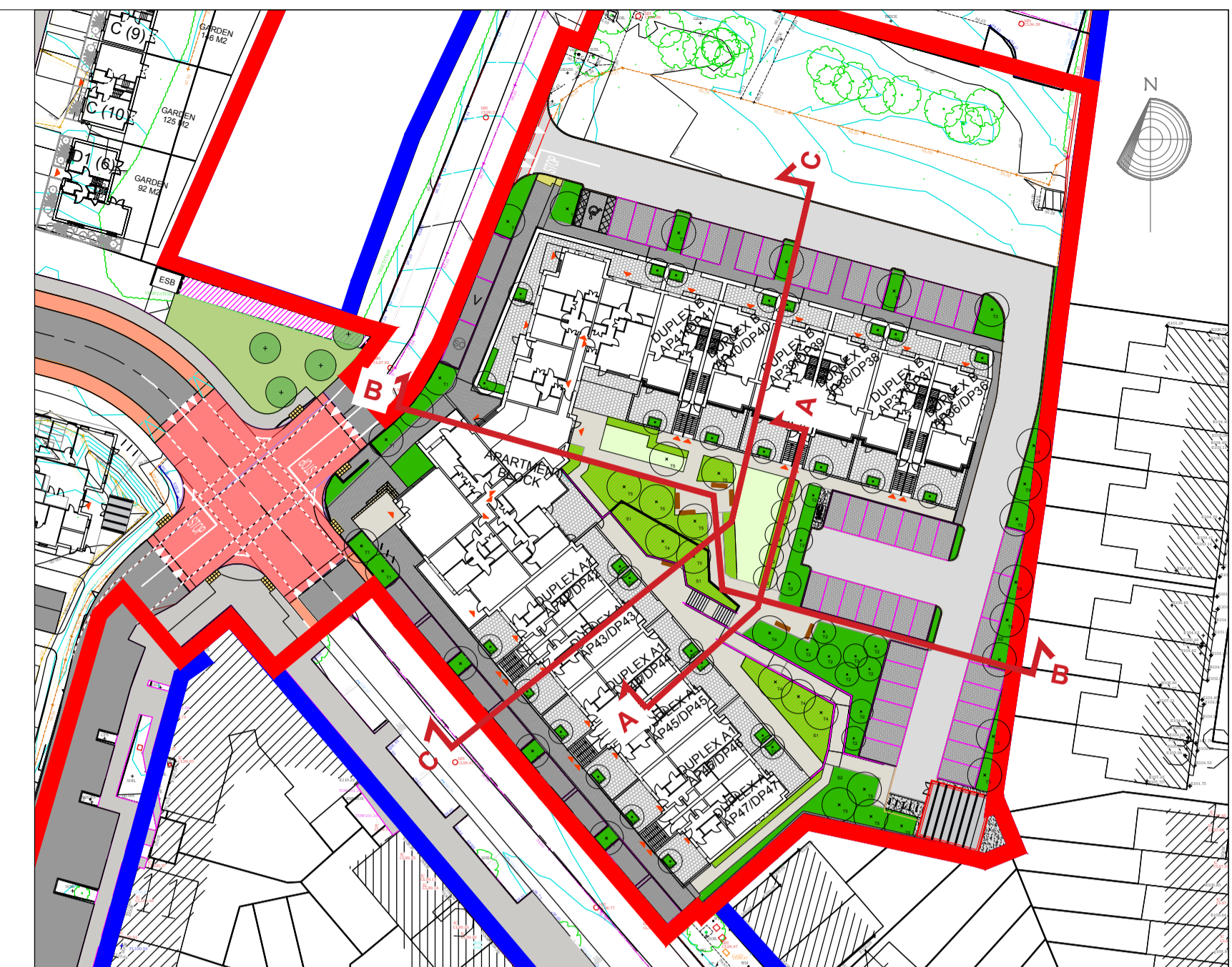
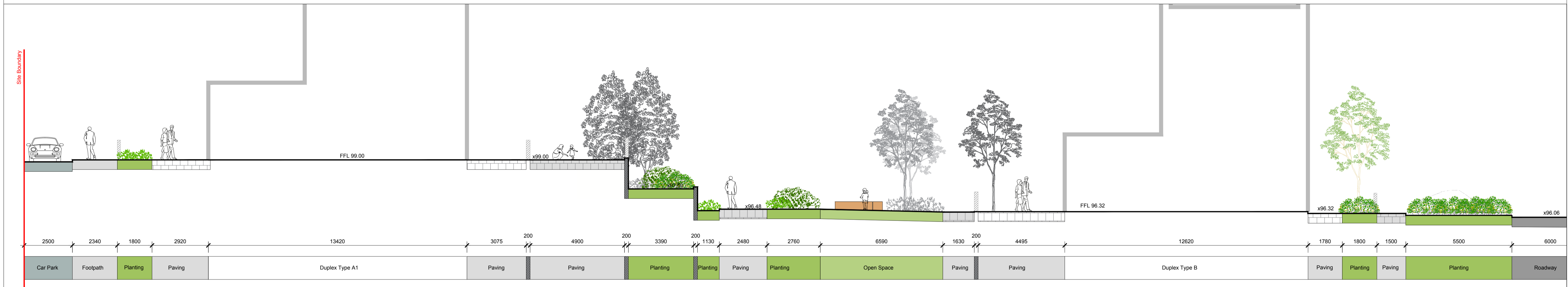


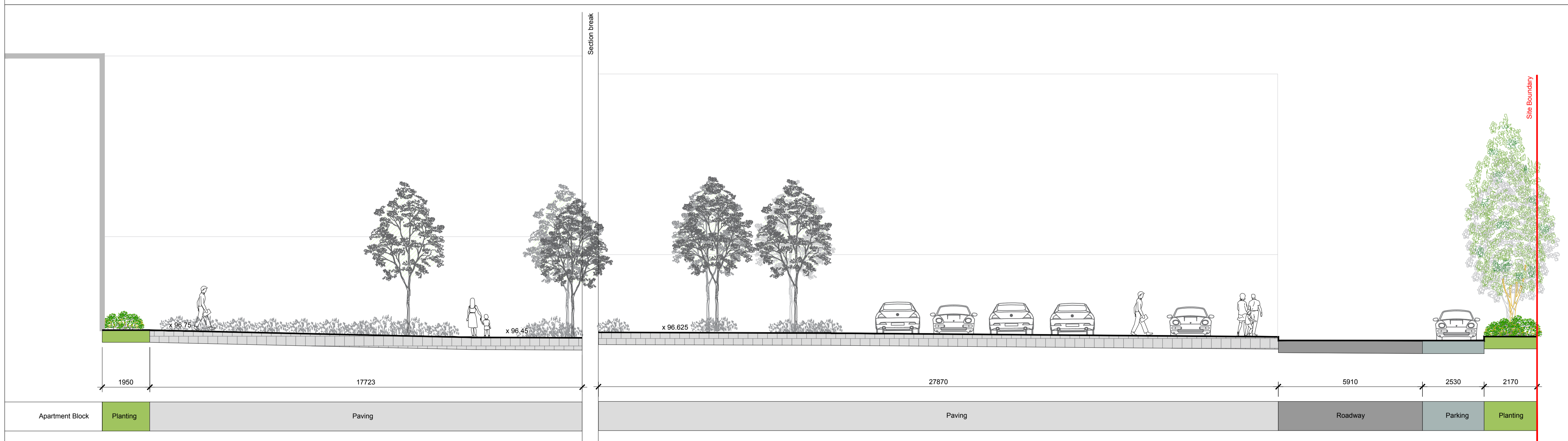
Section AA - Scale 1/100



Key Plan - Not to Scale



Section CC - Scale 1/100



Section BB - Scale 1/100

- NOTES:
1. This drawing is intended to show landscape architectural proposals only. Please refer to Architects and Engineers drawings for relevant details of buildings, structures, roads, parking, etc.
 2. The copyright of this drawing is vested with Murray & Associates. This drawing may not be copied or reproduced without written consent.
 3. All materials referred to on this drawing - including plant species - are indicative and subject to change following detailed site investigation. Significant changes, if any are required, will be referred to the relevant authority for agreement.
 4. This drawing is not suitable for use for construction purposes.
 5. Discrepancies to be referred to Murray & Associates for clarification.

Rev	Date	Revision	Drawn	Checked
IFP	29-08-19	Issue for Planning	MT	JB

murray & associates
landscape architecture

Project Title: Newcastle Residential Development

Client: Cairn Homes

Sheet Title: Site C1 - Sections

Sheet No.: 1723-C1_PL_P_01

Project Architect: MOLA

Scale: 1/100 @ A1

Date: 29-08-19

Revision:

IFP